



AUTOMOTIVE PAINT SURFACE

POLISHING SYSTEM

HOW TO USE THIS GUIDE

STEP
01

**Choose
polishing system**

STEP
02

**Choose
paintwork type**

STEP
03

Follow the steps

***NOTE:**

This handout serves only as a guide, paintworks have many variations and sometimes you will need to base your polishing combo (*product, pad, polisher and technique*) on your own experience and knowledge for best results.

For more information on polishing,
connect with us on:



mail@osren.com



www.facebook.com/osrenmalaysia




<https://www.youtube.com/OsrenCarCare>


POLISHING SYSTEM

ORANGE PEEL LEVELING

For the absolute show car shine that last a lifetime: The paint finish has to be rid off orange peel to create a flat, mirror like reflection that shines beyond original factory paint!



Orange peel



Sanding marks

PAINTWORK TYPE

2K PAINT (REPAINTED / OEM)

- Scratch Resistance
- High Solid (HS)
- Medium Solid (MS)

STEP 1




STEP 2



STEP 3



STEP 4 *For dark colour paint



PAINTWORK TYPE

STICKY PAINT (OEM)

- Metallic

STEP 1



Perfect 50



Velvet Foam



Rotary Polisher
(1,100 - 1,500 rpm)

STEP 2



NAO Compound 46



Foam Wool & Interface



Rotary Polisher
(1,100 - 1,500 rpm)

STEP 3



NAO Polish 36



Navy Polishing Foam



Rotary Polisher
(1,100 - 1,500 rpm)

STEP 4 *For dark colour paint



NAO Glaze 26



DA Black Finishing Foam



Dual-Action Polisher
(Speed 2 -4)

PAINTWORK TYPE

STICKY PAINT (OEM)

- 2K Solid

STEP 1



Perfect 50



Velvet Foam



Rotary Polisher
(1,100 - 1,500 rpm)

STEP 2



NAO Compound 46



Foam Wool & Interface



Rotary Polisher
(1,100 - 1,500 rpm)

STEP 3



NAO Polish 36



Navy Polishing Foam



Rotary Polisher
(1,100 - 1,500 rpm)

STEP 4 *For dark colour paint



NAO Glaze 26



Black Finishing Foam



Rotary Polisher
(1,100 - 1,200 rpm)

PAINTWORK TYPE

1K SOLID PAINT

STEP 1



Perfect 50

+



Velvet Foam

+



Rotary Polisher
(1,100 - 1,500 rpm)

STEP 2



Perfect 50

+



Maroon Cutting Foam

+



Rotary Polisher
(1,100 - 1,500 rpm)

STEP 3



NAO Polish 36

+



Navy Polishing Foam

+



Rotary Polisher
(1,100 - 1,500 rpm)

STEP 4 *For dark colour paint



NAO Glaze 26

+



Black Finishing Foam

+




Rotary Polisher
(1,100 - 1,200 rpm)


POLISHING SYSTEM

PAINTWORK CORRECTION

To restore the car's paintwork back to a flawless finish by removing swirls, waterstains, etchings, scratches and other polishable defects.



Swirl marks



Waterstains



Hologram

PAINTWORK TYPE

2K PAINT (REPAINTED / OEM)

- Scratch Resistance
- High Solid (HS)
- Medium Solid (MS)

STEP 1



STEP 2



STEP 3 *For dark colour paint



PAINTWORK TYPE

STICKY PAINT (OEM)

- Metallic


STEP 1



STEP 2



STEP 3 *For dark colour paint



PAINTWORK TYPE

STICKY PAINT (OEM)

- 2K Solid


STEP 1



STEP 2



STEP 3 *For dark colour paint



PAINTWORK TYPE

1K SOLID PAINT

STEP 1



Perfect 50

+



**Maroon
Cutting Foam**

+



Rotary Polisher
(1,100 - 1,500 rpm)

STEP 2



**NAO Polish
36**

+



**Navy
Polishing Foam**

+



Rotary Polisher
(1,100 - 1,500 rpm)

STEP 3 **For dark colour paint*



**NAO Glaze
26**

+



**Black
Finishing Foam**

+




Rotary Polisher
(1,100 - 1,200 rpm)


POLISHING SYSTEM

PAINTWORK CLEANING


For light imperfections such as wash marrings, stubborn stains and blemishes, our paint safe polishing system removes these defects effortlessly.



Wash marrings



Stubborn stains



Hologram

PAINTWORK TYPE

ALL PAINT TYPE

1 STEP



**Paint Restorer
51**



**DA Maroon
Cutting Foam**



Dual-Action Polisher
(Speed 2 - 4)

POLISHING SYSTEM

Dual Action Polisher (Only)

PRE-COATING SURFACE PREPARATION

Prior to applying paint coatings, mild imperfections such as wash marrings, stains and blemishes should be removed first.



Wash marrings



Hologram

PAINTWORK TYPE

2K PAINT (REPAINTED / OEM)

- Scratch Resistance
- High Solid (*HS*)
- Medium Solid (*MS*)

1 STEP



**NAO Compound
46**



**DA Maroon
Cutting Foam**



Dual-Action Polisher
(Speed 2 - 4)

PAINTWORK TYPE

STICKY PAINT (OEM)

- Metallic

1 STEP



**NAO Polish
36**



**DA Black
Finishing Foam**



Dual-Action Polisher
(Speed 2 - 4)

FEATURE PRODUCTS



PERFECT FIFTY

Levels orange peel and other heavy paint defects.

Cut Level	12/10
-----------	-------

Gloss Level	4/10
-------------	------

Part No. & Size	150 (1Kg)
-----------------	-----------



NAO COMPOUND 46

N.A.O. engineered compound designed to eliminate swirls & scratches on modern clear coats such as scratch resistant clears and others.

Cut Level	9.5/10
-----------	--------

Gloss Level	8/10
-------------	------

Part No. & Size	146 (1L)
-----------------	----------



NAO POLISH 36

N.A.O. engineered refining polish designed to eliminate light swirls and other paint defects.

Cut Level	9/10
-----------	------

Gloss Level	9/10
-------------	------

Part No. & Size	136 (1L)
-----------------	----------



NAO GLAZE 26

N.A.O. engineered finishing glaze designed to remove holograms and other light paint defects.

<i>Cut Level</i>	2/10
------------------	-------------

<i>Gloss Level</i>	10/10
--------------------	--------------

<i>Part No. & Size</i>	126 (1L)
----------------------------	-----------------



PAINT RESTORER 51

One step All-in-One Polish for express detailing and paint maintenance.

<i>Cleaning Power</i>	9/10
-----------------------	-------------

<i>Gloss Level</i>	8/10
--------------------	-------------

<i>Part No. & Size</i>	151 (1Kg)
----------------------------	------------------



(590911-A)

OSREN (MALAYSIA) SDN BHD

54, Jalan 5/32A, Off 6 1/2 Miles, Jalan Kepong,
52100, Kuala Lumpur, Malaysia.

Telephone: +603 6250 9258 Fax: +603 6250 6258

Email: mail@osren.com